

Model KMF 720 | Constant climate chambers with expanded temperature / humidity range

BENEFITS

- Homogeneous climate conditions thanks to APT.line™ technology
- Automatic water and wastewater management
- Humidification with fast response times
- Wide humidity range up to 98 % RH
- Long-term stress testing, e.g. at 85 °C / 85 % RH



Model 720

MAIN FEATURES

- Temperature range: -10 °C to 100 °C
- Humidity range: 10 % RH to 98 % RH
- APT.line™ preheating chamber technology
- Humidity regulation with capacitive humidity sensor and vapor humidification
- Inner chamber made of stainless steel
- BINDER APT-COM™ 3 Basic Edition communication software
- Controller with time-segment programming
- Tightly-sealed inner door made of tempered safety glass
- 1 stainless steel rack
- Access port with silicone plug, 30 mm, left
- Class 3.1 independent temperature safety device (DIN 12880) with visual and audible temperature alarm
- Computer interface: Ethernet
- Door heating

ORDERING INFORMATION

Interior volume [L]	Voltage	Option model	Version	Art.-No.
Model KMF 720				
700	200...230 V 1~ 50/60 Hz	Standard	KMF720-230V	9020-0191
	200...240 V 1~ 50/60 Hz	Standard	KMF720-240V	9020-0309

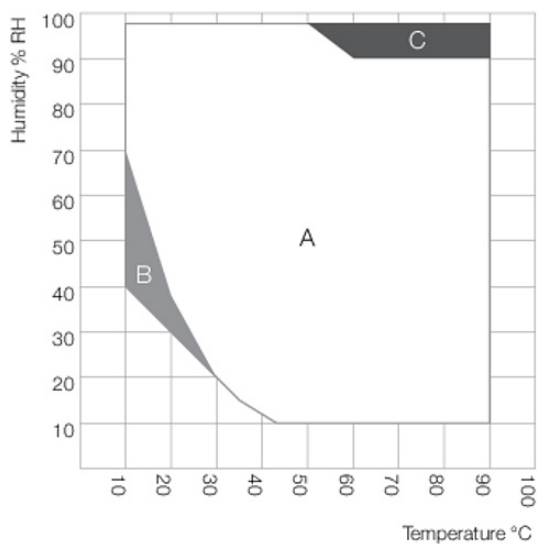
TECHNICAL DATA

Description	KMF720-230V	KMF720-240V
Article Number	9020-0191	9020-0309
Performance Data Temperature		
Temperature range [°C]	-10...100	-10...100
Average heating-up rate according to IEC 60068-3-5 [K/min]	0.7	0.7
Average cooling down time according to IEC 60068-3-5 [K/min]	0.4	0.4

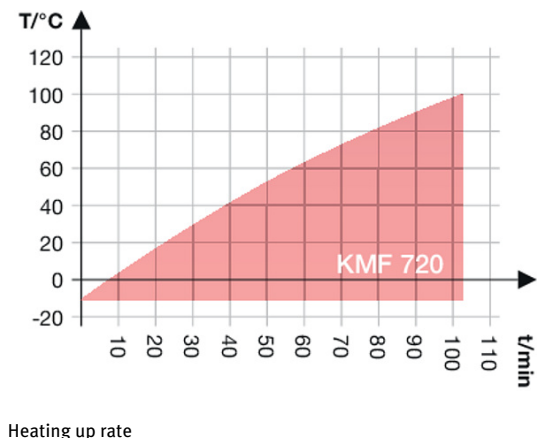
Data Sheet Model KMF 720

Description	KMF720-230V	KMF720-240V
Article Number	9020-0191	9020-0309
Max. heat compensation at 25 °C [W]	450	450
Performance Data Climate		
Temperature range [°C]	10...90	10...90
Temperature uniformity depending on setpoint [± K]	0.1...1	0.1...1
Temperature fluctuation depending on setpoint [± K]	0.1...0.5	0.1...0.5
Humidity range [% RH]	10...98	10...98
Humidity fluctuation depending on setpoint	≤2 ± % RH	≤2 ± % RH
Dew point temperature range	5...90 °C	5...90 °C
Electrical data		
Rated Voltage [V]	200...230	200...240
Power frequency [Hz]	50/60	50/60
Nominal power [kW]	3.1	3.1
Unit fuse [A]	16	16
Phase (Nominal voltage)	1~	1~
Measures - Outer dimensions		
Width net [mm]	1250	1250
Height net [mm]	1925	1925
Depth net [mm]	890	890
Wall clearance back [mm]	100	100
Wall clearance sidewise [mm]	100	100
Measures - Doors		
Inner doors	2	2
Unit doors	2	2
Measures - Internal Dimensions		
Width [mm]	973	973
Height [mm]	1250	1250
Depth [mm]	576	576
Measures		
Interior volume [L]	700	700
Net weight of the unit (empty) [kg]	295	295
Load per rack [kg]	45	45
Environment-specific data		
Energy consumption at 85 °C and 85 % RH	900 Wh/h	900 Wh/h
Sound-pressure level [dB(A)]	56	56

CHARTS

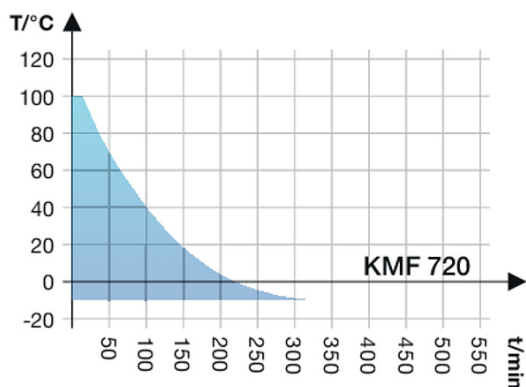


A: Guaranteed condensation-free range
 B: Time-limited operation (max. 24 hours)
 C: Condensation in the inner chamber may be possible



Heating up rate

Climate chart



Cooling down rate

OPTIONS AND ACCESSORIES

Designation	Description	*	Art.-No.
Access port with silicone plug	30 mm, left	01	8012-0648
	30 mm, right	01	8012-0647
	30 mm, top	01	8012-0649
	50 mm, left	01	8012-0653
	50 mm, right	01	8012-0652
	50 mm, top	01	8012-0650
	100 mm, left	01	8012-0515
	100 mm, right	01	8012-0514
	100 mm, top	01	8012-0651
Alarm output, zero-voltage	for temperature (± 2 °C) and humidity (± 5 % RH), accessible via 6-pin DIN socket (max. 24 V - 2.5 A), with audible signal that can be switched off	-	8012-0670
Analog output, 4 – 20 mA	for temperature and humidity values (output not adjustable)	-	8012-0669

* Notes › See last page

Data Sheet Model KMF 720

Designation	Description	*	Art.-No.
BINDER Pure Aqua Service	system for preparation or complete desalination of tap water, containing single-use cartridge, hoses and measuring device	-	8012-0759
BINDER Pure Aqua Service, accessories	Single-use, replacement cartridge for BINDER Pure Aqua System	-	6011-0165
Calibration certificate, expanded	for temperature and humidity, each additional measurement at additional points or sets of values	-	8012-0155
Calibration certificate, temperature	temperature measurement incl. certificate and 27 measuring points at specified temperature	-	8012-0923
	temperature measurement incl. certificate, 15- 18 measuring points at specified temperature	-	8012-0920
	temperature measurement incl. certificate, 9 measuring points at specified temperature	-	8012-0917
Calibration certificate, temperature and humidity	for temperature and humidity, measurement in center of chamber at 25 °C / 60 % RH or at specified values	-	8012-0154
	temperature (according to DIN12880) and humidity measurement incl. certificate, 27 temperature measuring points and 1 humidity measuring point, at 25 °C / 60 % RH or at specified values	-	8012-0924
Class 3.3 independent temperature safety device	with visual alarm (DIN 12880)		
	200...240 V option model	-	8012-0668
Data Logger Kit	T 220: temperature logging from -90 °C to 220 °C	19	8012-0715
	TH 100/70: temperature and humidity logging from -40 °C to 100 °C and 0 % to 100 % RH and additional combination sensor for recording environmental conditions	19	8012-0719
	TH 100: temperature and humidity logging from -40 °C to 100 °C and 0 % to 100 % RH	19	8012-0718
Data Logger Kit, software	LOG ANALYZE software kit, configuration and evaluation software for all BINDER Data Logger Kits (incl. USB data cable)	19	8012-0821
Door lock	lockable door handle	-	8012-1024
Inner chamber, reinforced	including 2 reinforced racks (max. total load 250 kg, max. load per rack 70 kg)	-	8012-0675
Interface converter	RS 422 cable set and RS 232 / RS 422 interface converter for connection to 10-way plug distributor or for connection to a unit		
	120 V, 60 Hz option model	-	8012-0557
	230 V, 50/60 Hz option model	-	8012-0556
	RS 422 cable set and RS 422 / Ethernet interface converter for connection to 10-way plug distributor or for connection to a unit		
	120 V, 60 Hz option model	-	8012-0405
	230 V, 50/60 Hz option model	-	8012-0380
Interface converter, USB / RS422	RS 422 cable set and RS 422 / USB interface converter for connection to 10-way plug distributor or for connection to a unit (USB-powered converter)	-	8012-0665
Interior lighting	230 V, 30 W option model	02	8012-0117
Lockable controller keyboard	Lockable controller keyboard with key-operated switch	-	8012-0609
Magnetic Pouch (A4)	insert pouch with magnetic strip	-	1007-0065
pH-neutral detergent	concentrated, for gentle remove of residual contaminants; 1 kg	-	1002-0016
Pt 100 temperature sensor	additional Pt 100, with flexible cable installed with external connection, incl. 6-pin DIN socket	-	8012-0637
Rack	stainless steel	-	6004-0106
Rack, accessories	set of 4 fasteners for additional security	-	8012-0620
Rack, reinforced	stainless steel, with 1 set of 4 fasteners, max. load 70 kg	-	8012-0674
RS 422 interface	in place of Ethernet, for communication software	-	8012-0641
	modular plug distributor for 10 RS 422 interfaces	-	8012-0295
RS 422 interface, cable (15 m)	RS 422 connection cable (15 m) between plug distributor and RS 422 interface	-	5023-0036
RS 422 interface, cable (50 m)	RS 422 extension cable (50 m) between interface converter and unit or RS 232 / RS 422 plug distributor	-	5023-0117
Shelf, perforated	stainless steel	-	8009-0486
Shelf, reinforced	positioned at bottom level, max. load 67 kg, with additional attachment for operation of shaking device, stirring device or roller bottle system	-	8012-0673

* Notes › See last page

Designation	Description	*	Art.-No.
Software	APT-COM™ communications software		
	version 2 to 3, GLP edition	19	9053-0016
	version 3, BASIC edition	19	9053-0014
	version 3, GLP edition	19	9053-0015
	version 3, STANDARD edition	19	9053-0013
Water supply set	APT-COM™ communications software, price: for free		
	version 3, GLP DEMO Edition	19	9053-0008
Water supply set	external, consisting of fresh- and waste-water containers (20 liters each), cabling and pump	-	8012-0643

* Notes › See last page

SERVICES

Designation	Description	*	Art.-No.
Installation services			
Installation	and set up of unit at operating location, connect to existing connections	13, 18	DL100300
Instruction	unit function instructions for operation and programming of the controller	18	DL100700
Preventive maintenance			
Preventive maintenance	Execution of equipment inspection according to maintenance plan	14, 18	DL200400
Calibration services			
Calibration temperature and humidity	including certificate, one measuring point in center of chamber at 25 °C / 60 % RH or at specified values	14, 16, 17, 18	DL300301
Temperature and humidity measurement according to DIN12880	including certificate (27 temperature measuring points and 1 humidity measuring point, at 25 °C / 60 % RH or at specified values)	14, 16, 17, 18	DL300427
Temperature measurement 18 temperature measuring points and 1 humidity measuring point	including certificate, 18 temperature measuring points and 1 humidity measuring point in center of chamber, at 25 °C / 60 % RH or at specified values	14, 16, 17, 18	DL300318
Temperature measurement 27 temperature measuring points and 1 humidity measuring point	including certificate, 27 temperature measuring points and 1 humidity measuring point in center of chamber, at 25 °C / 60 % RH or at specified values	14, 16, 17, 18	DL300327
Temperature measurement 9 temperature measuring points and 1 humidity measuring point	including certificate, 9 temperature measuring points and 1 humidity measuring point in center of chamber, at 25 °C / 60 % RH or at specified values	14, 16, 17, 18	DL300309
Validation services			
Execution of IQ/OQ	in accordance with qualification folder	15, 18, 20	DL420300
Execution of IQ/OQ/PQ	in accordance with customer's requirement, price: on request	15, 18	DL440500
Qualification folder IQ/OQ	supporting documents for validation performed by customer, consisting of: IQ/OQ checklists, unit schematics, QM certificate in accordance with ISO 9001	15, 18, 20	8012-0879
Qualification folder IQ/OQ/PQ	supporting documents for validation performed by customer, in accordance with customer's requirement, extension of Qualification folder IQ/OQ by chapter PQ	15, 18	8012-0966
Warranty service			
Extension of the warranty from 2 to 3 years	beginning with the date of delivery, wearing parts are not included	-	DL024041
Extension of the warranty from 2 to 5 years	beginning with the date of delivery, wearing parts are not included	-	DL024042

* Notes › See last page

NOTES

- 01 Condensation may occur in the area around the access port. Access ports may be placed in custom locations for an additional charge.
- 02 UL mark is not granted when this option is used.
- 03 Heat resistant only to max. 200 °C.
- 04 Only available on units rated for 230 V.
- 05 Attention: The pump is delivered separately. The electric connection for the pump (230 V/1~/50 Hz) must be carried out by an authorized electrician.
- 06 Heating-up time may increase as a result of the lower heat conductivity.
- 07 The additional heat input may affect the temperature behavior.
- 08 The pump (packaged separately) is ready for connection.
- 09 Not in conjunction with the optional access port, door with window and interior lighting.
- 10 Not available on 23-liter units.
- 11 Not available on 23- or 53-liter units.
- 12 Only available on units rated for 230 V or 400 V.
- 13 Installation and connections take place at unit location; transport within the company only upon consultation.
- 14 We recommend a BINDER service contract (see the chapter on BINDER Service) to cover unit inspections, calibrations and validations.
- 15 OQ according to Yellow Paper = completed factory validation documentation of all OQ checklists.
- 16 Sensor calibration is performed in an accredited calibration laboratory.
- 17 Calibration is performed according to the BINDER factory standard.
- 18 Quoted prices do not include travel costs. Please refer to the chapter on BINDER Service for travel costs for your region. Quoted prices for services performed in Switzerland do not include a country-specific added fee (available on request).
- 19 For additional accessories, refer to the Process documentation chapter.
- 20 When ordering IQ/OQ qualification folders and associated IQ/OQ execution on one order, we offer a 15 % discount for both items.
When ordering IQ/OQ/PQ qualification folders and associated IQ/OQ/PQ execution on one order, we offer a 15 % discount for the item of the IQ/OQ/PQ folder.
- 21 ATEX conformity:
Pumping chamber (pumped gases): II 2G IIC T3 X
Environment with inert purge gas: II 2G IIB T4 X
Environment without inert purge gas: II 3G IIB T4 X
Motor: II 2G Ex d IIB T4 Gb

BINDER GmbH
Tuttlingen, Germany
TEL +49 7462 2005 0
FAX +49 7462 2005 100
info@binder-world.com
www.binder-world.com

BINDER Asia Pacific (Hong Kong) Ltd.
Kowloon, Hong Kong, P.R. China
TEL +852 39070500
FAX +852 39070507
asia@binder-world.com
www.binder-world.com

Representative Office for CIS
Moscow, Russia
TEL +7 495 988 15 16
FAX +7 495 988 15 17
russia@binder-world.com
www.binder-world.ru

**BINDER Environmental Testing
Equipment (Shanghai) Co., Ltd.**
Shanghai, P.R. China
TEL +86 21 685 808 25
FAX +86 21 685 808 29
china@binder-world.com
www.binder-world.com

BINDER Inc.
Bohemia, NY, USA
TEL +1 631 224 4340
FAX +1 631 224 4354
usa@binder-world.com
www.binder-world.us